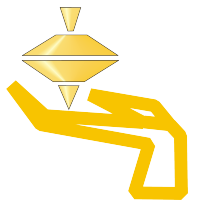


Conceptual Study for Polarized Proton-Antiproton Collider at FAIR

Yu. Shatunov

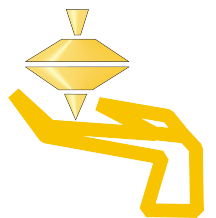
Budker Institute of Nuclear Physics, Russia

Ferrara
December 15-16, 2006

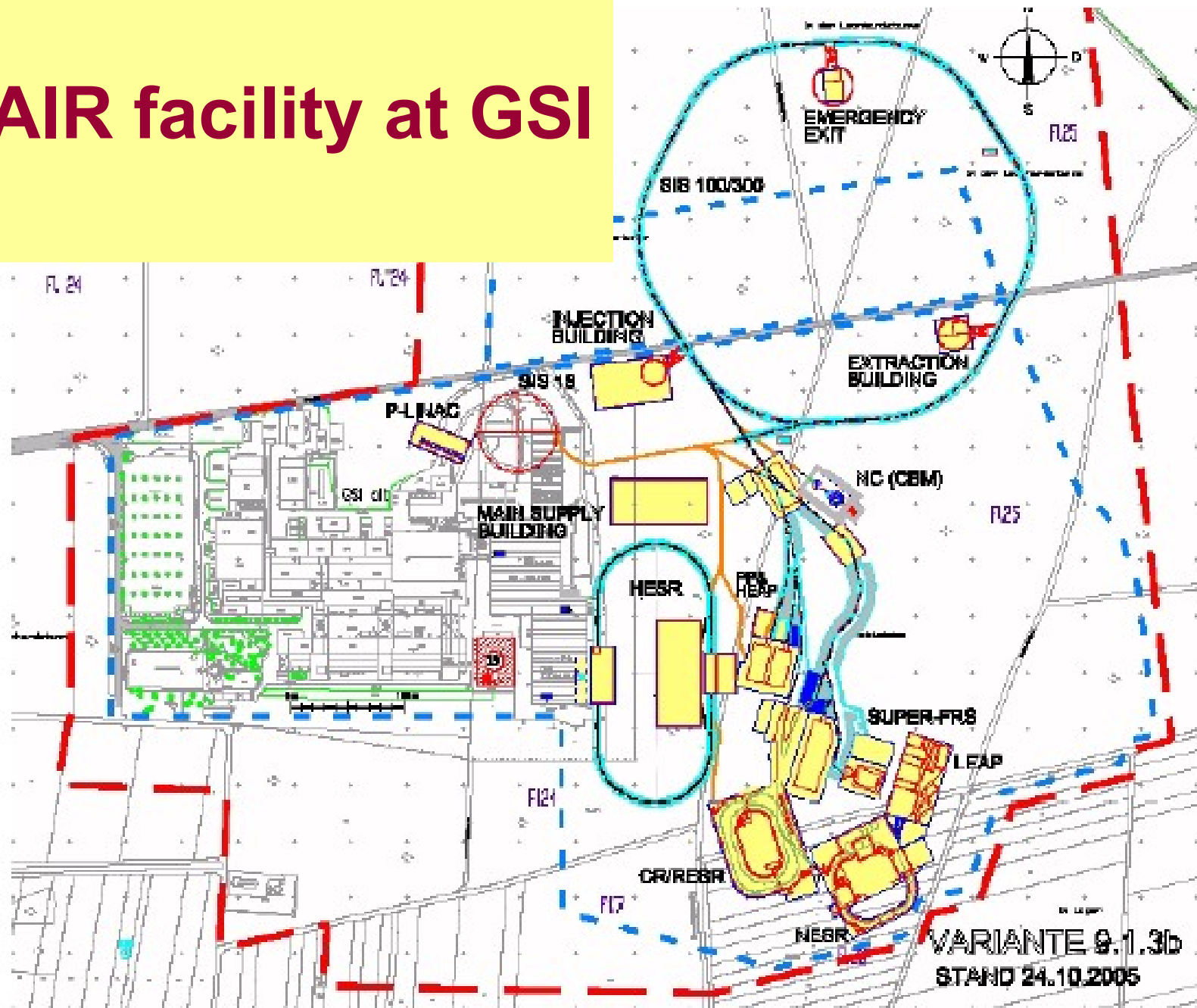


topics

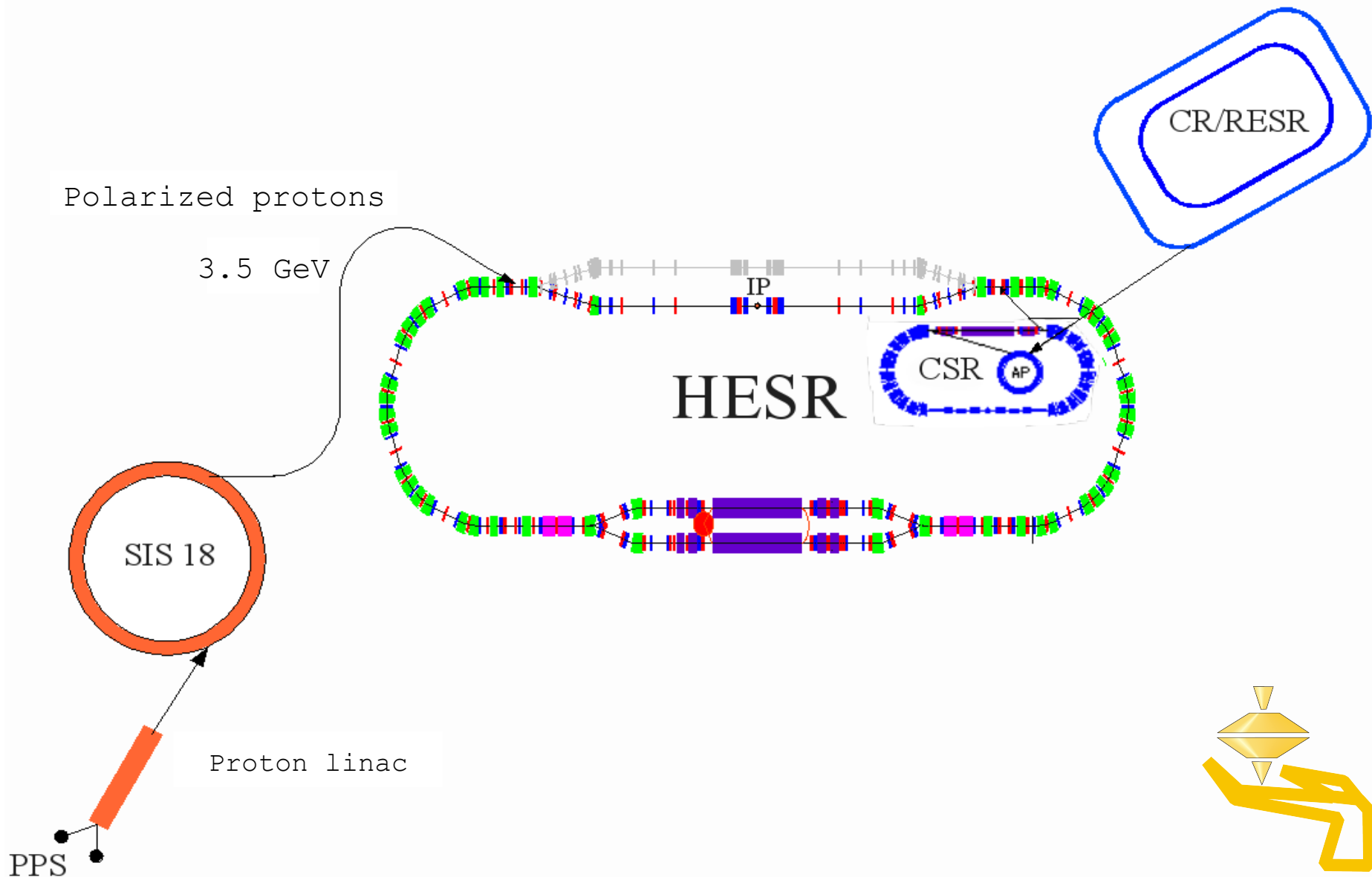
- ***HESR collider option (15×15 GeV)***
- ***luminosity considerations***
- ***intra beam scattering and electron cooling***
- ***basic parameters of p-pbar collider***
- ***optics of the collider***
- ***asymmetric collider option (3.5×15 GeV)***
- ***polarized proton acceleration at SIS-18***
- ***polarized antiprotons***
- ***summary***



FAIR facility at GSI

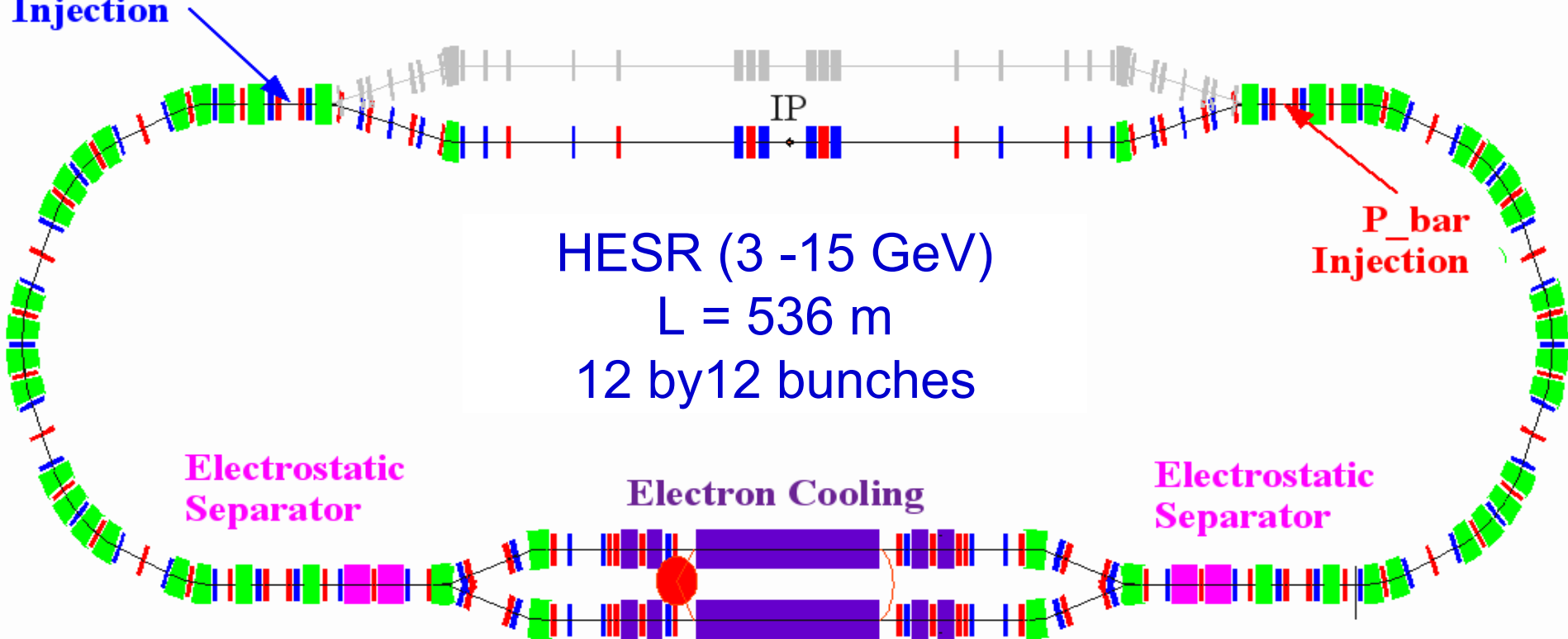


Schematic layout of polarization facility



Layout of the p-pbar collider

Proton
Injection



HESR (3 -15 GeV)

L = 536 m

12 by 12 bunches

P_bar
Injection

Electrostatic
Separator

Electron Cooling

Electrostatic
Separator

Luminosity considerations

$\dot{N}_{\bar{p}} = 2 \times 10^6 \text{ s}^{-1}$
rate of polarized
p-bar production

$$L_{\text{max}} = \frac{\dot{N}_p}{\sigma_{\text{total}}} = 5 \times 10^{31} \text{ cm}^{-2} \text{ s}^{-1}$$

$\sigma_{\text{total}} = 40 \text{ mb}$
p-bar losses total cross section

Coulomb scattering cross-section: $\sigma_{\text{Coulomb}} = \frac{\pi r_p^2}{\gamma^2 \beta^4 \theta_{\text{max}}^2} = 12 \mu\text{barn}$ ($\theta_{\text{max}} = 5 \text{ mrad}$)

Assumptions:

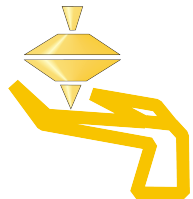
- $N_p = 10^{12}$ distributed in $n_b = 12$ bunches.
- $N_{\bar{p}} = (0.1 \leftrightarrow 1) \cdot 10^{12}$
- $\sigma_s = \beta_0 = 30 \text{ cm}$
- round beams
- electron cooling will squeeze beams to the space charge limit

$$L = \frac{N_p N_{\bar{p}} f_0}{n_b 2\pi (\epsilon_p + \epsilon_{\bar{p}}) \beta^*}$$

- space-charge effect $\Delta V_p = \frac{N_p r_p R}{2\sqrt{2\pi} n_b \sigma_s \epsilon_p \gamma (\gamma^2 - 1)} \leq 0.1$

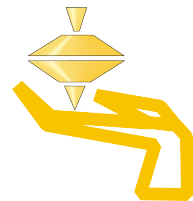
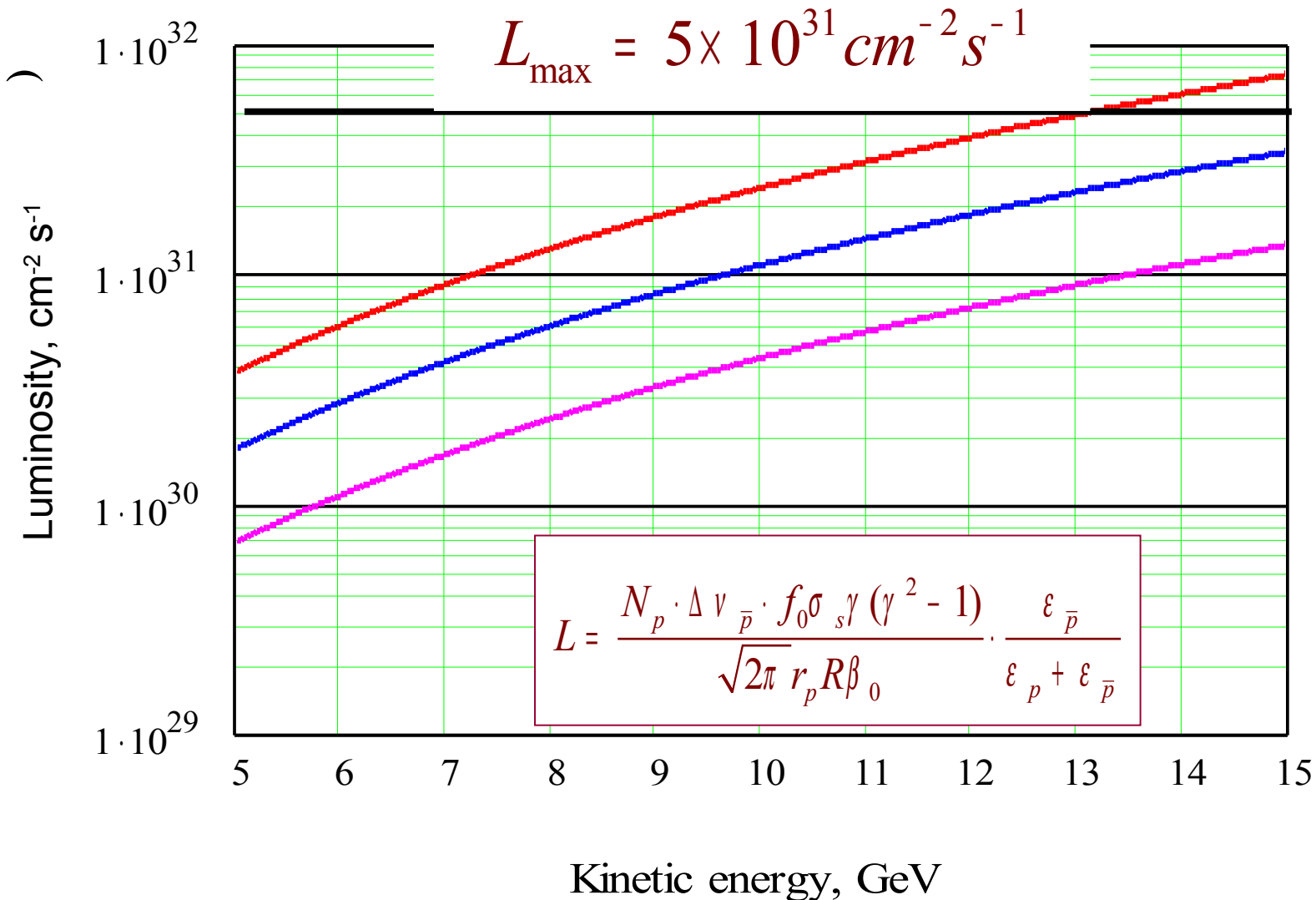
Limitations:

- instabilities in electron cooler: $N_b = 0.8 \cdot 10^{11}$
- beam-beam effect $\xi_{\bar{p}} = \frac{N_p r_p}{4\pi n_{p,\bar{p}} \gamma_{\bar{p}} \epsilon_p} = 0.03$

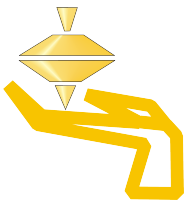
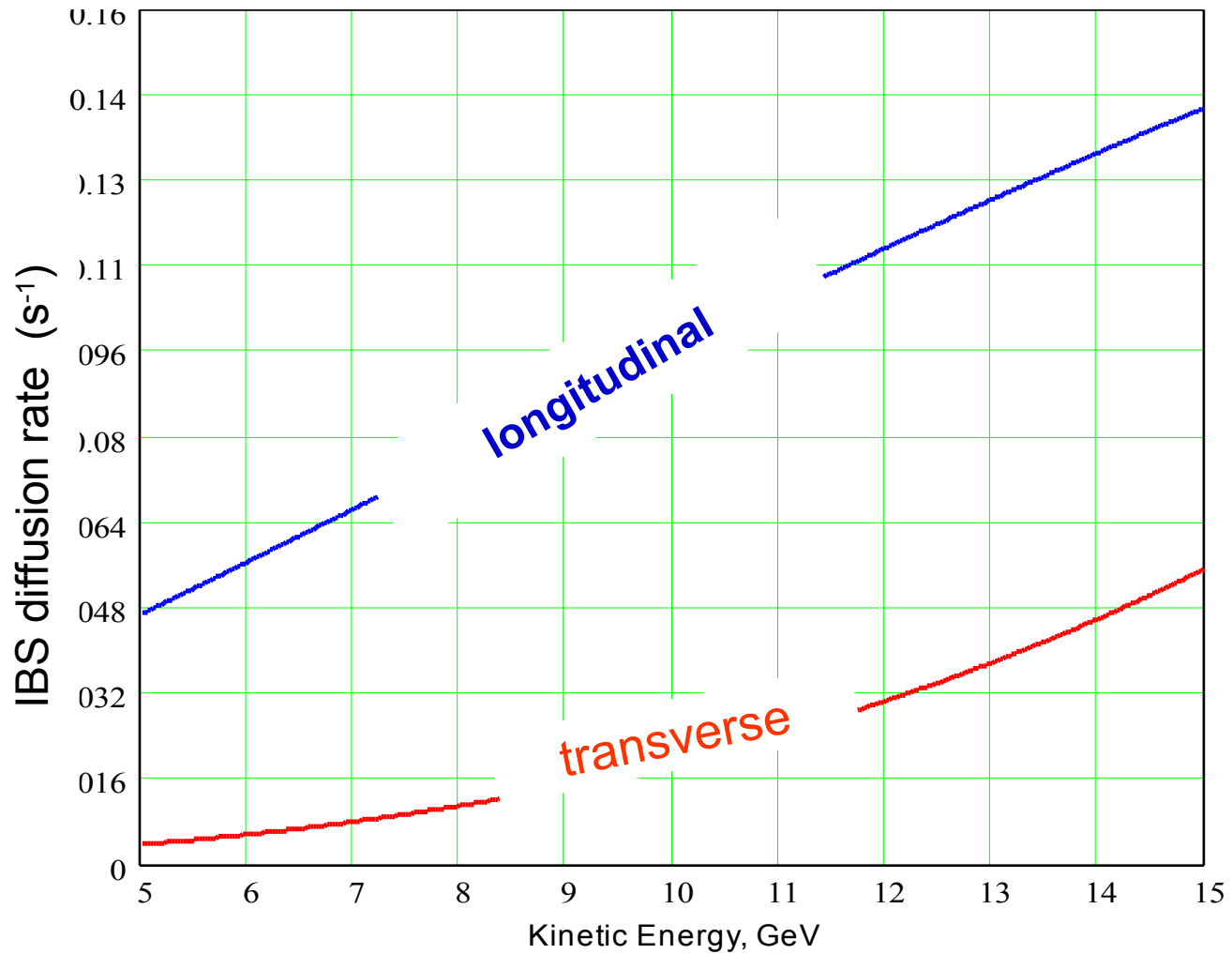


Luminosity of p – p_bar collider

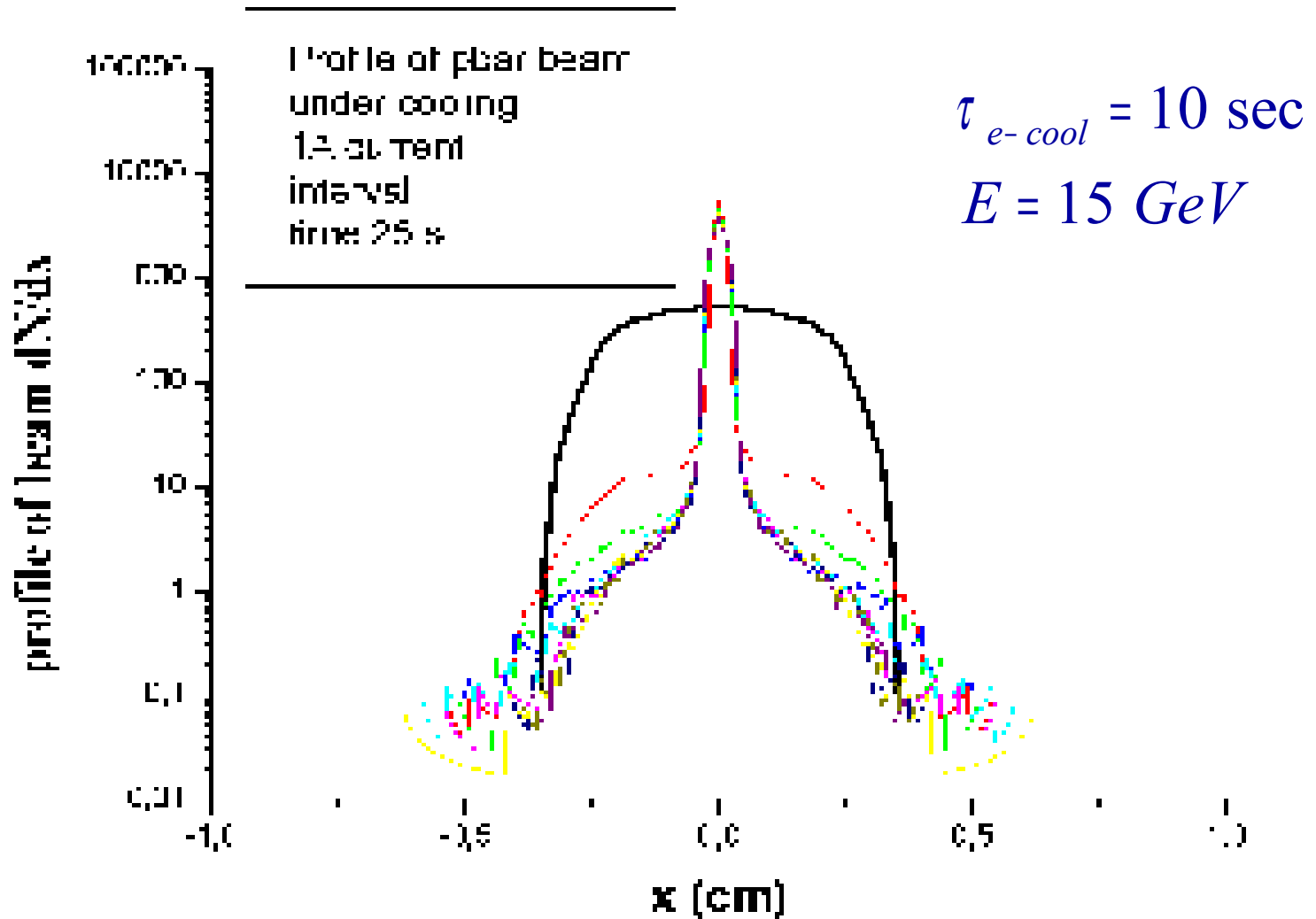
$$N_p = 10^{12}$$



Intra Beam Scattering



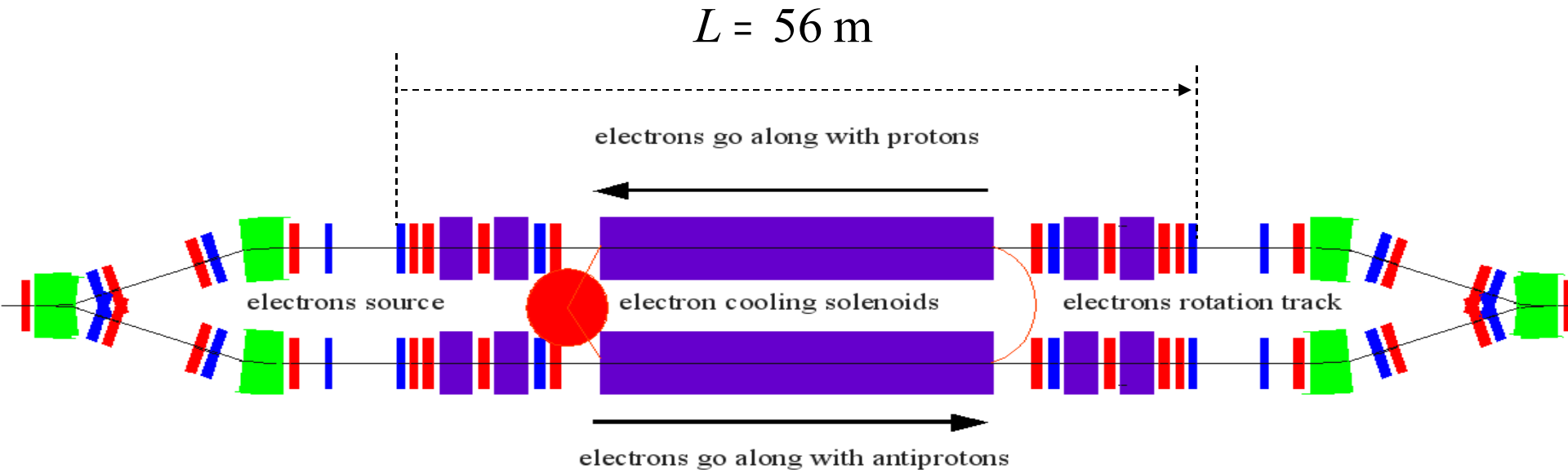
Simulation of electron cooling



Preliminary parameters of the electron cooler for HESR

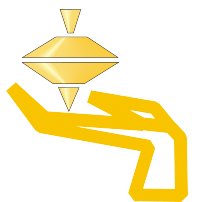
Acceleration column	
Electron energy on the output	0.44–7.9 MeV
Length	8.0 m
Electrostatic field along accelerator column	0.5–10 keV/cm
Magnetic field	500 G
Cathode diameter (beam diameter)	2 cm
Height of high-voltage vessel	13.0 m
Diameter of high-voltage vessel	6.0 m
Cooling section	
Length	30 m
Magnetic field	5 kG ($E_e=1.6\text{--}7.9$ MeV)

e-cooler and Siberian snakes

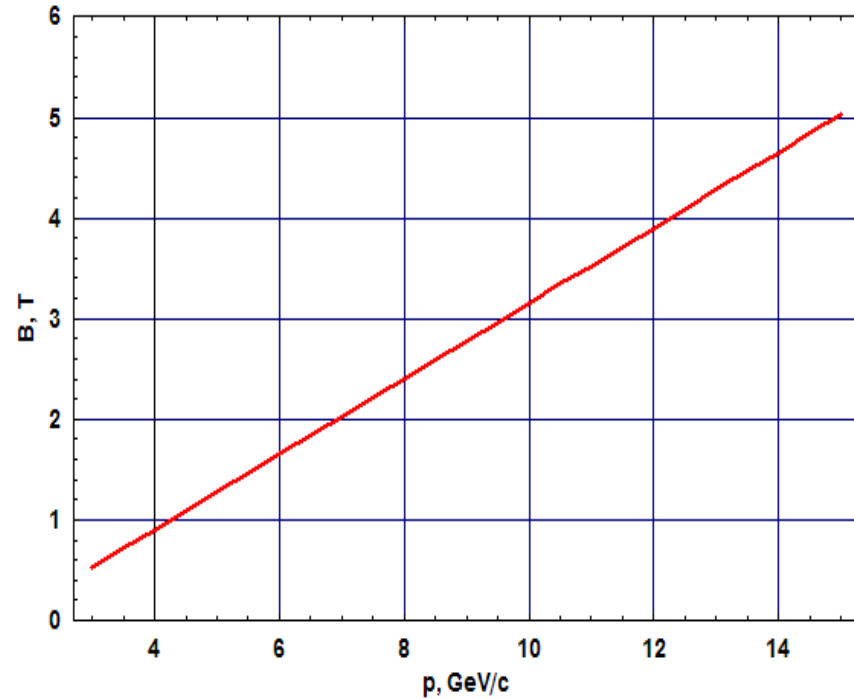


Transfer matrix

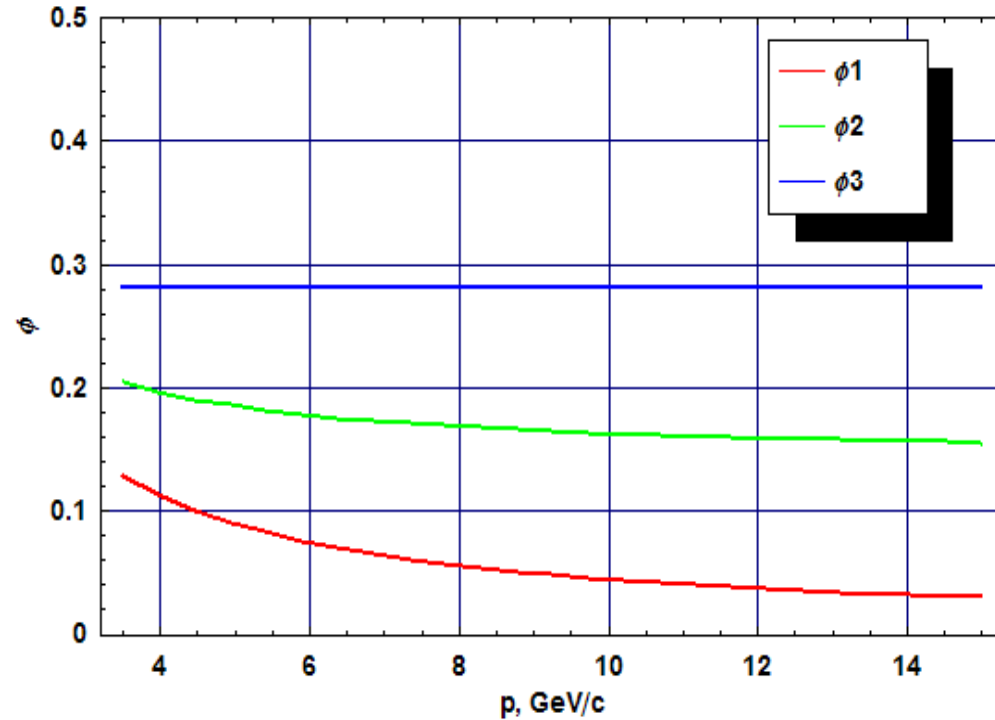
$$T_x = -T_z, \quad T_z = \begin{pmatrix} 1 & L \\ 0 & 1 \end{pmatrix},$$



Magnetic field in the snake solenoids vs. the beam energy

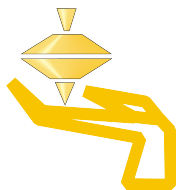


Snake skew-quads angles vs. the beam energy

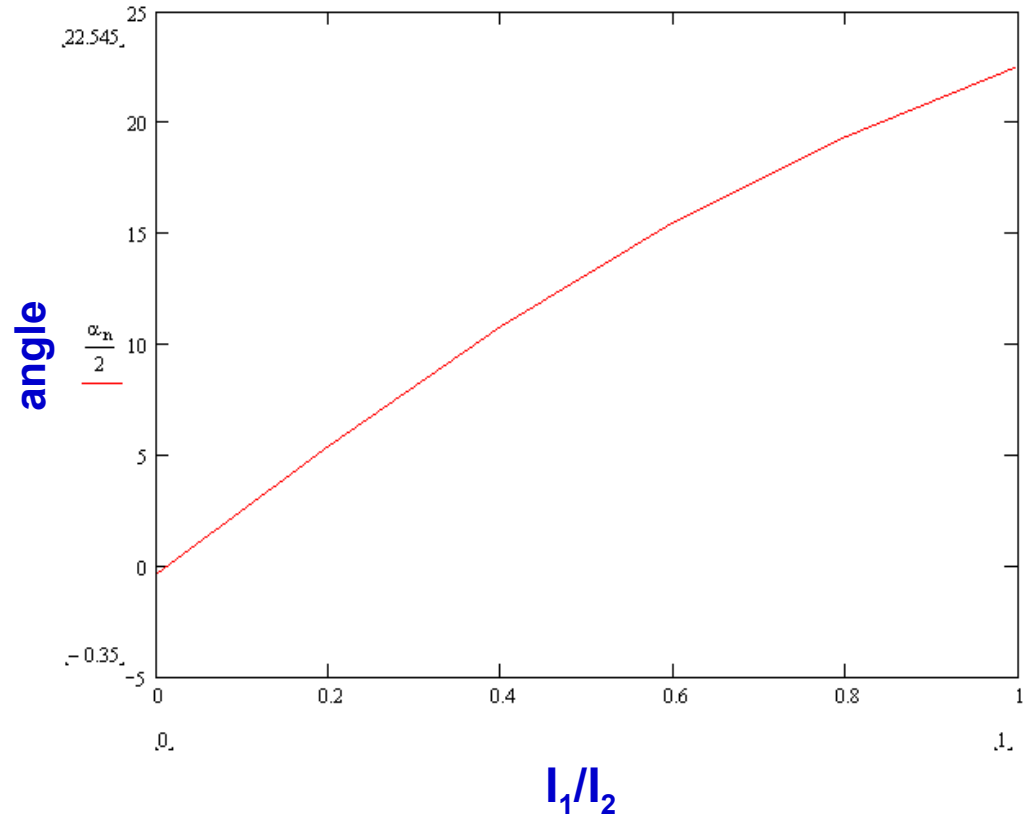
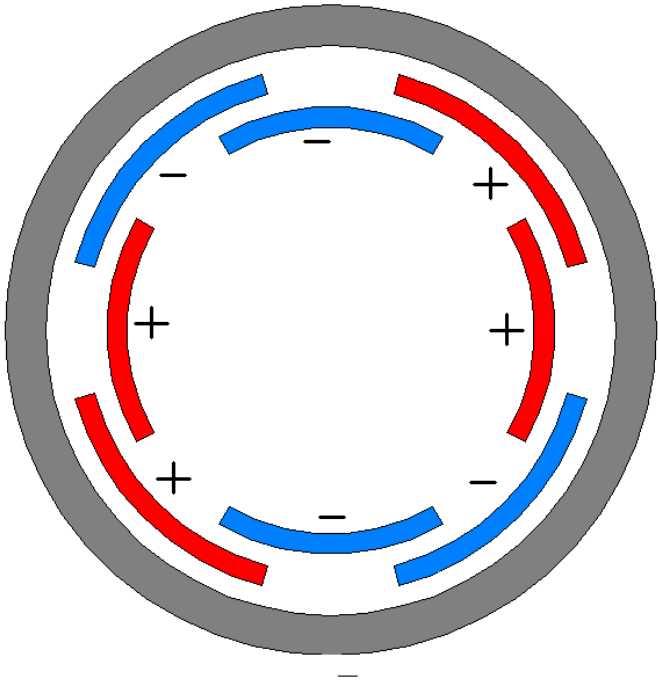


To compensate coupling from solenoids, all quads should be rotated by the angle:

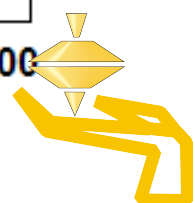
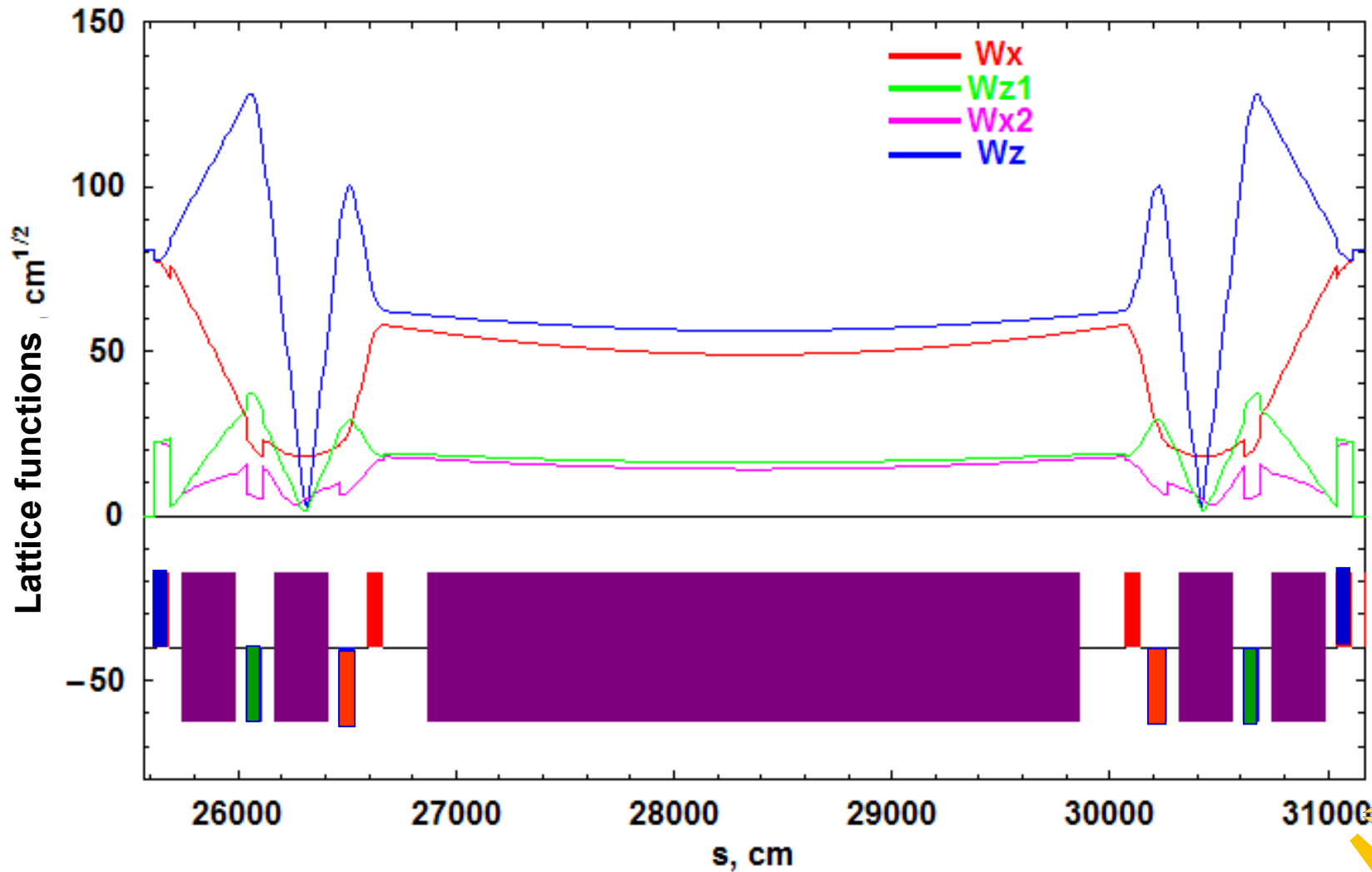
$$\phi = \frac{1}{2} \int_0^s B ds / B\rho$$



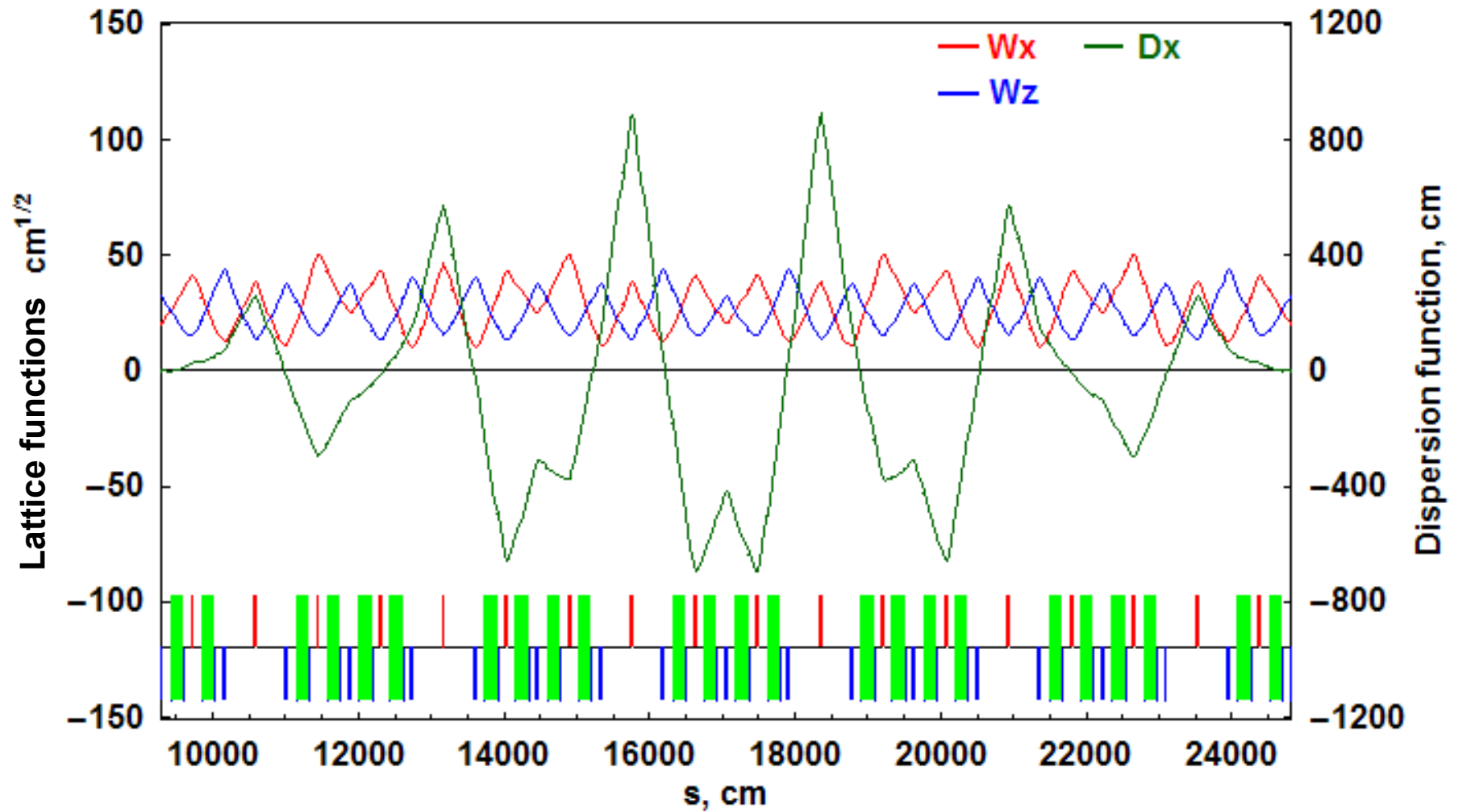
“Rotating” quads



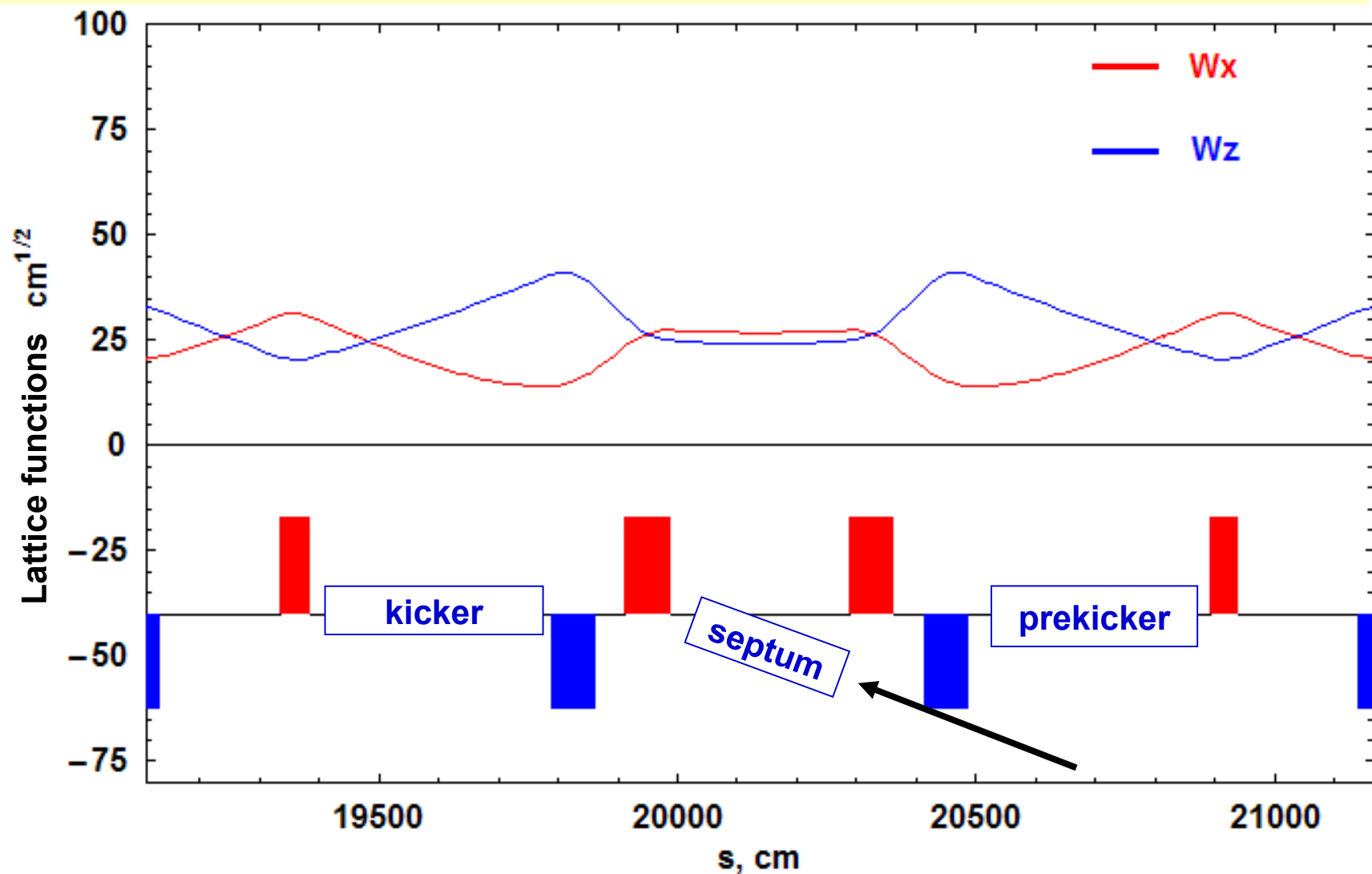
Optical structure of the cooler/snake insertion



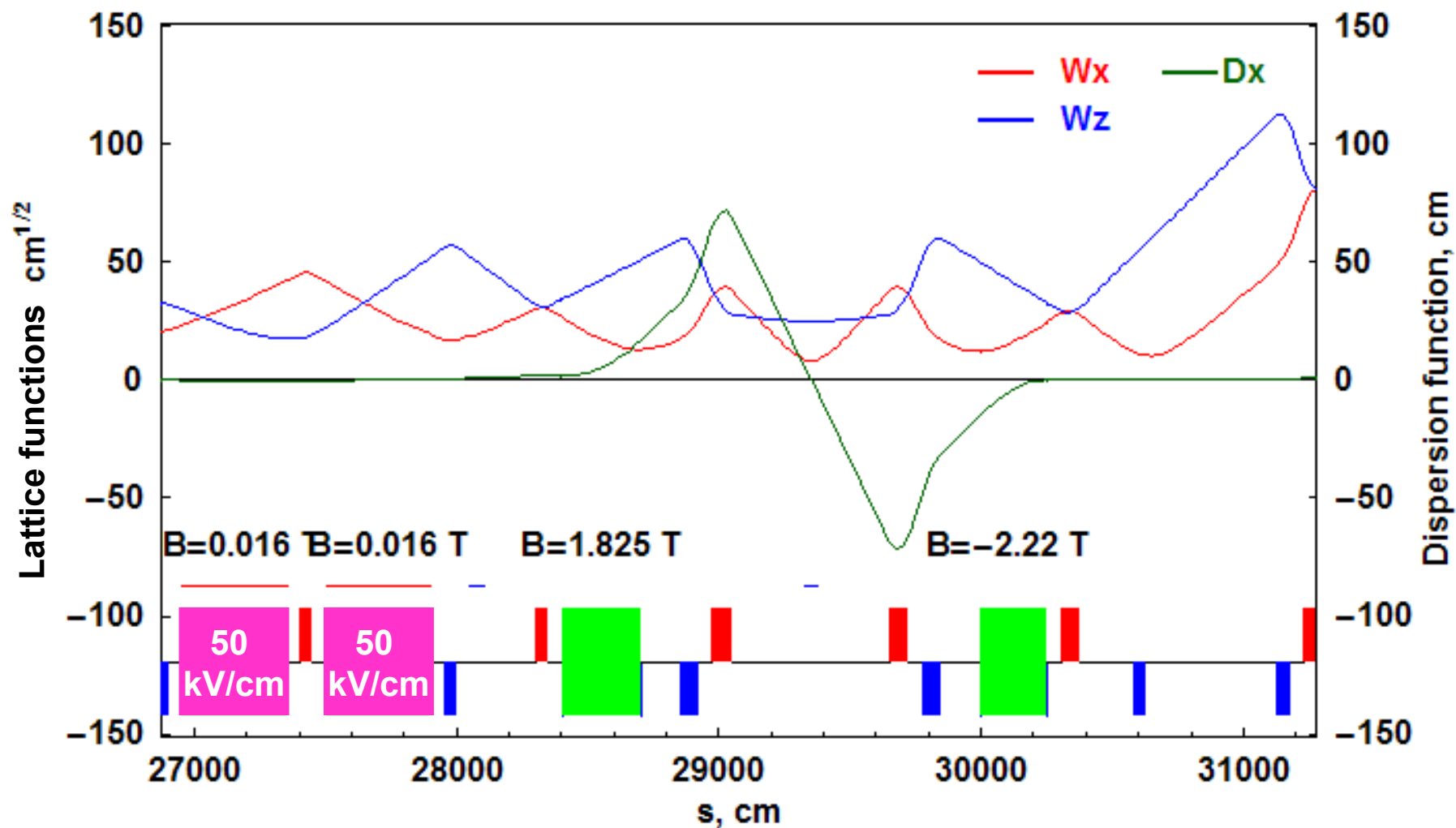
Arc lattice (6 fold – 4 fold)



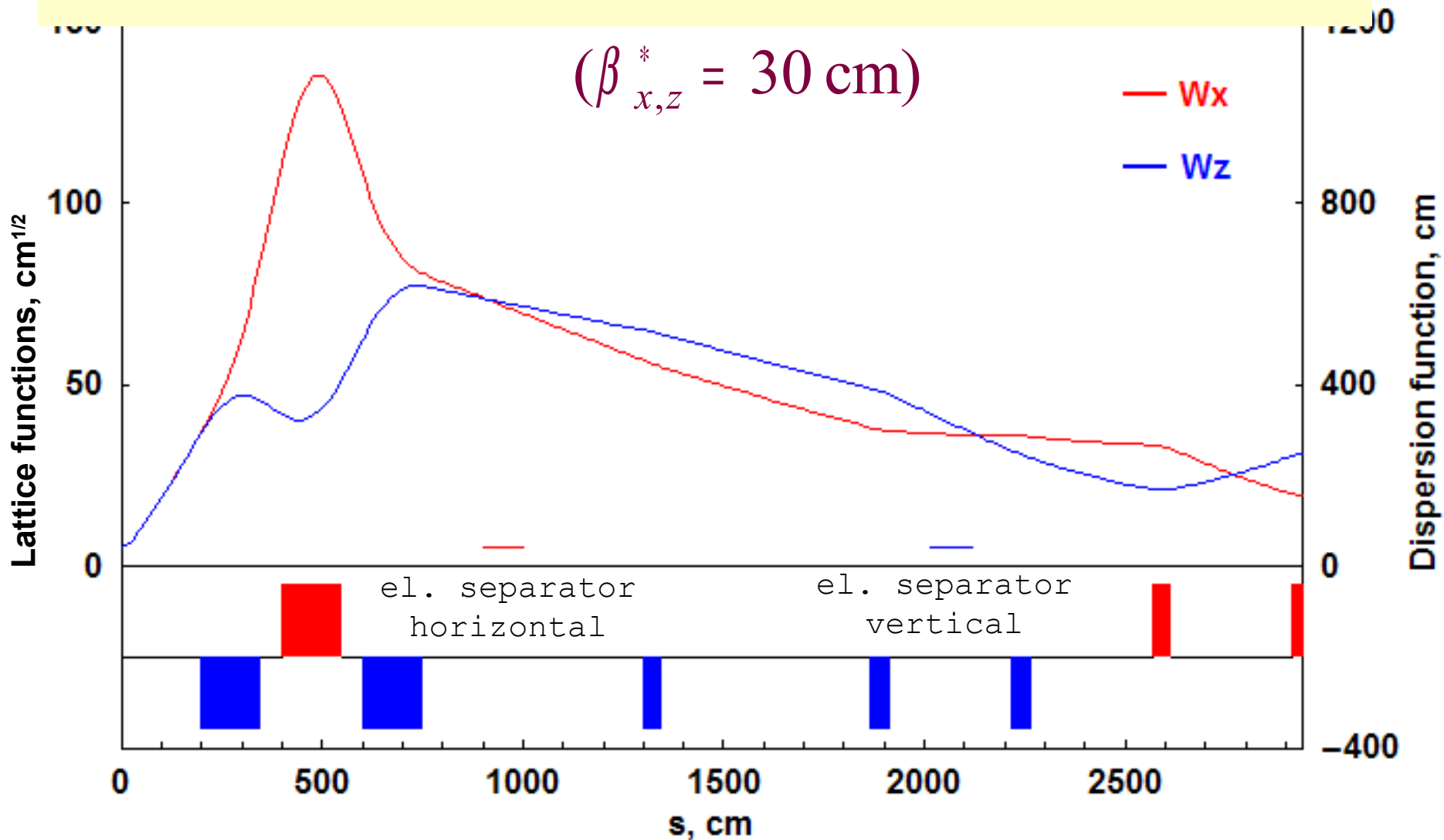
Injection insertion



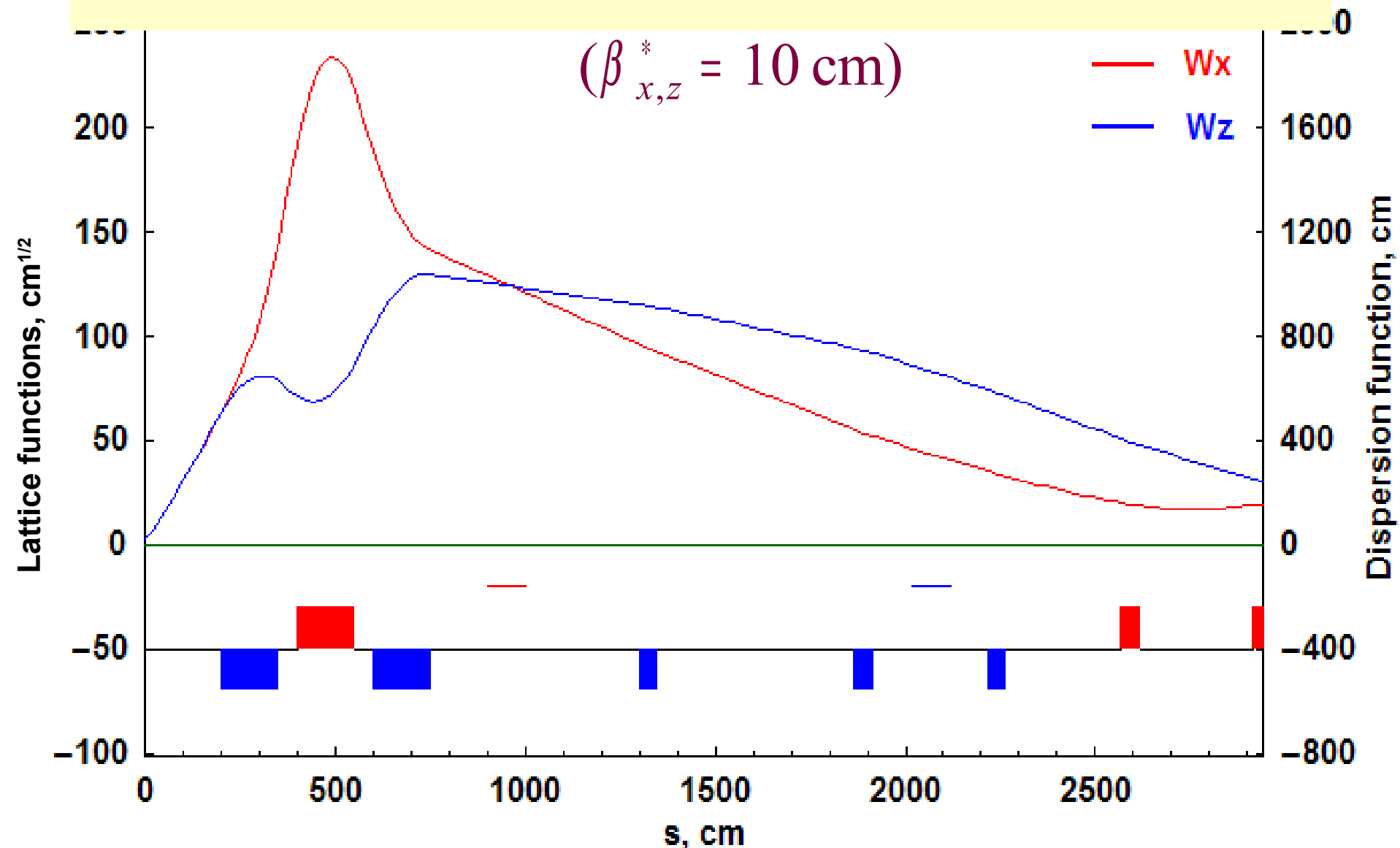
p-pbar electrostatic separator



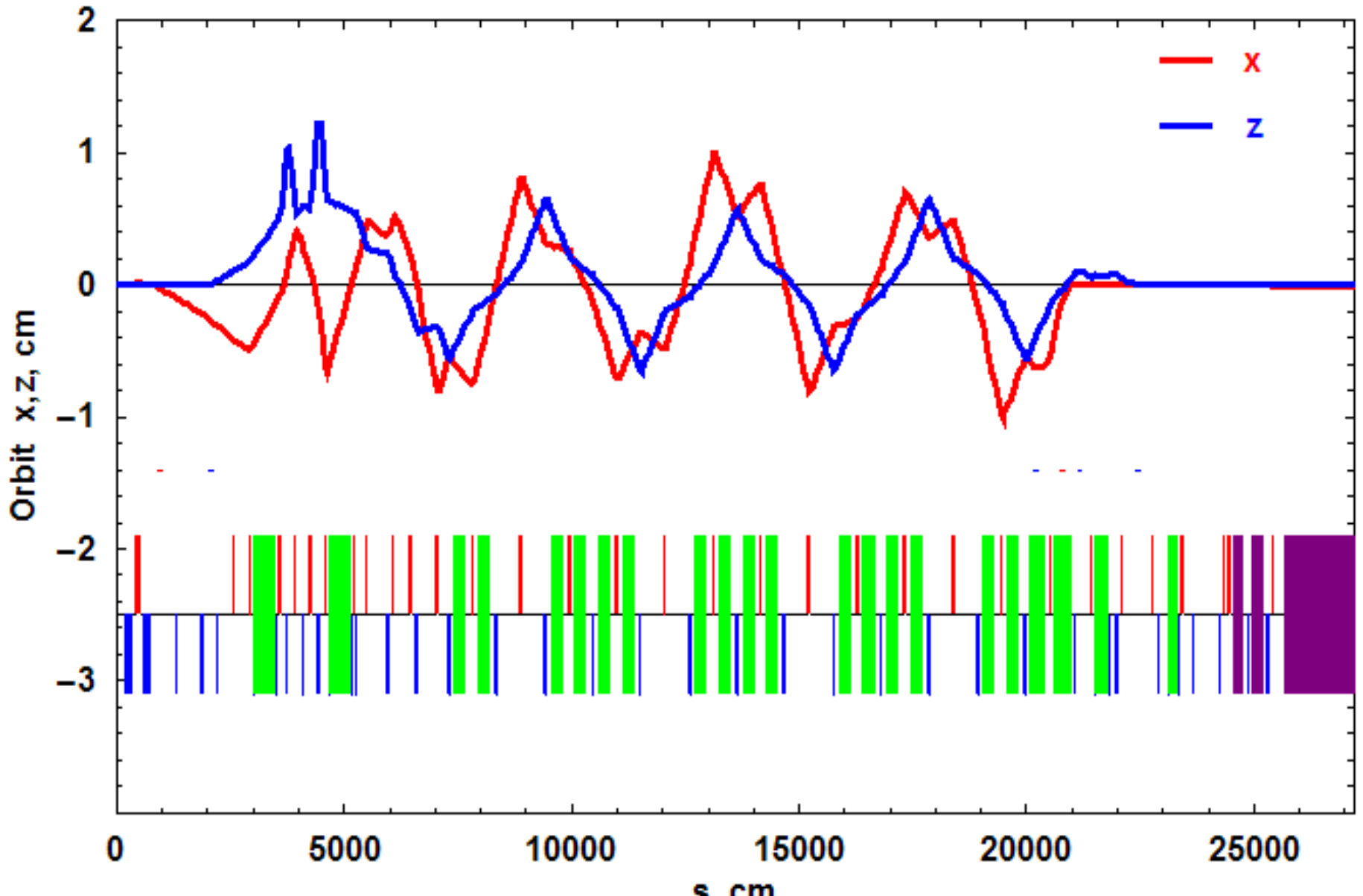
Interaction region layout



Interaction region layout



Electrostatic “helical” orbit separation (one half ring)



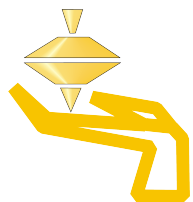
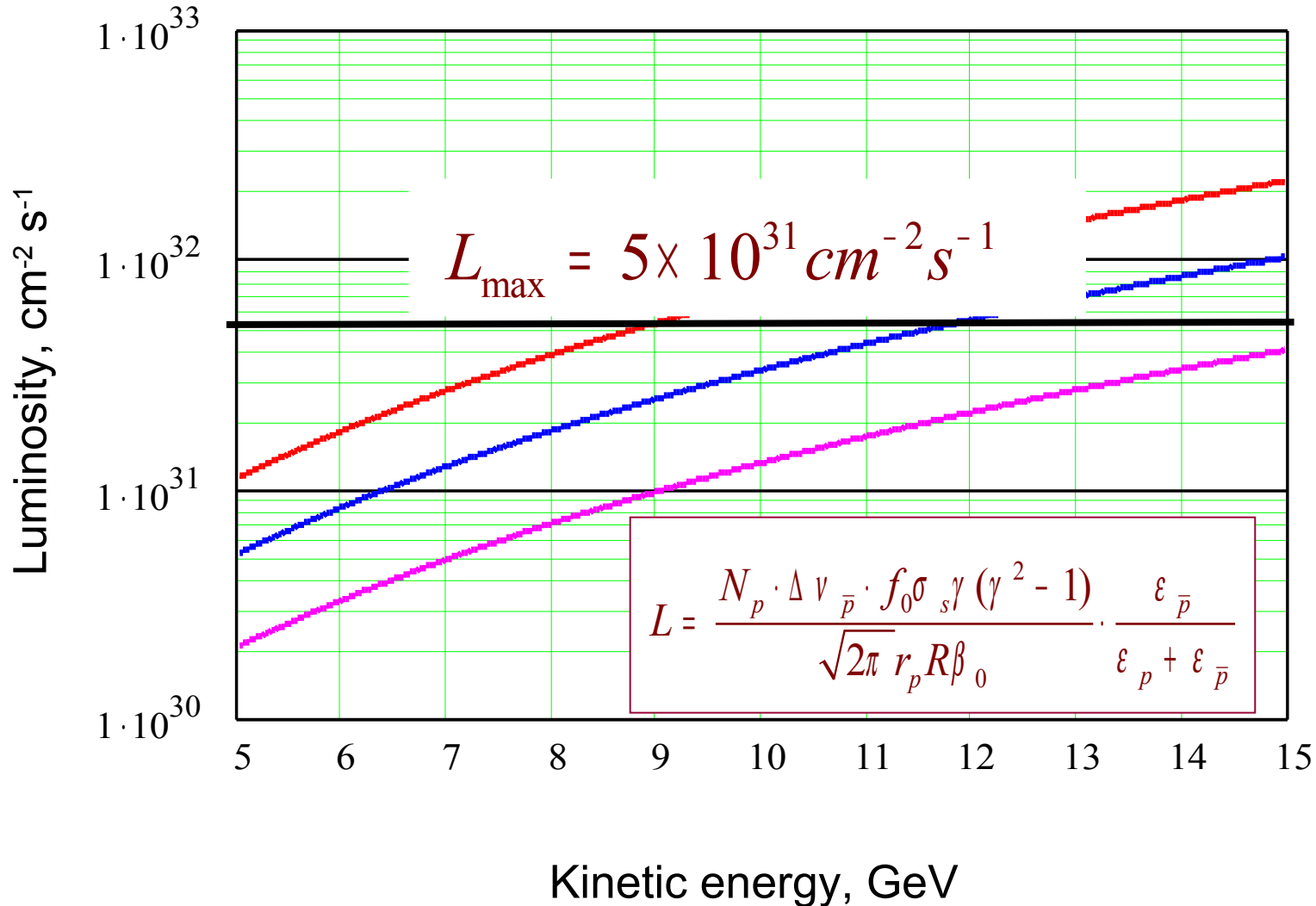
Luminosity of p – p_bar collider ($\beta^* = 10 \text{ cm}$)

$$N_p = 10^{12}$$

$$N_{\bar{p}} = 10^{12}$$

$$N_{\bar{p}} = 3 \cdot 10^{11}$$

$$N_{\bar{p}} = 10^{11}$$



List of the p-pbar collider parameters

Collider circumference,	l	536	m
Revolution frequency,	f_0	0.56	MHz
Total number of antiprotons,	$N_{\bar{P}}$	0.1 / 0.3 / 1	10^{12}
Total number of protons,	N_P	1 / 1 / 1	10^{12}
Number of bunches per beam,	n_b	12	
Distance to first parasitic crossing,		22.5	m
Proton beam emittance,	ϵ_P	2 / 2 / 2	10^{-6} cm · rad.
Antiproton beam emittance,	$\epsilon_{\bar{P}}$	0.2 / 0.6 / 2	10^{-6} cm · rad
Space charge tune shift,	$\Delta\nu_{P,\bar{P}}$	0.1 / 0.1 / 0.1	
Beam-beam parameter,	$\xi_{P,\bar{P}}$	0.03 / 0.03 / 0.03	
e- cooling and IBS time	$\tau_{IBS} : \tau_{e-cool}$	10	s
Luminosity	L_{max}	1.2 / 2.8 / 5.0	10^{31} cm ⁻² · s ⁻¹

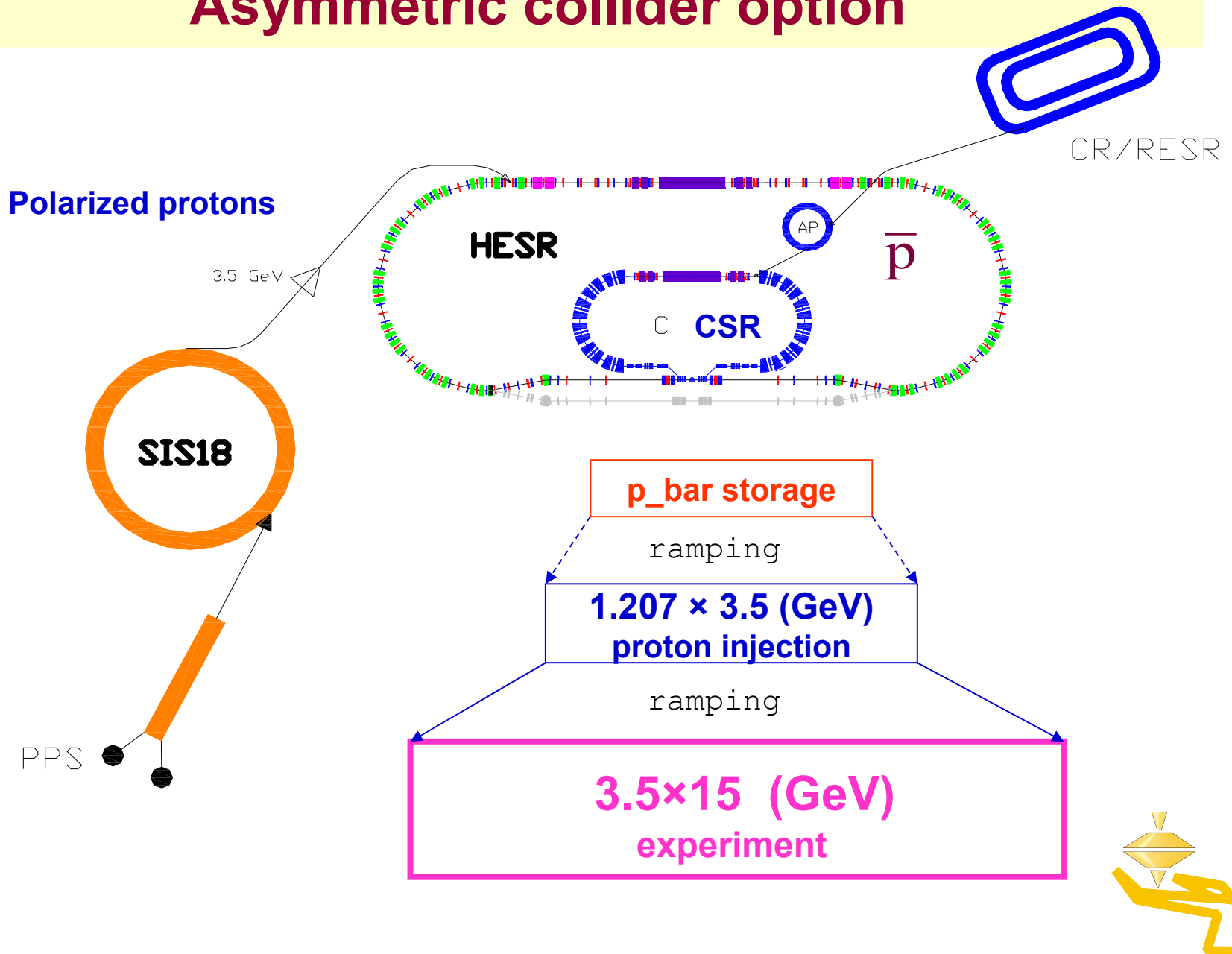
$$N_{\bar{P}} = 10^{12}$$

$$N_{\bar{P}} = 3 \cdot 10^{11}$$

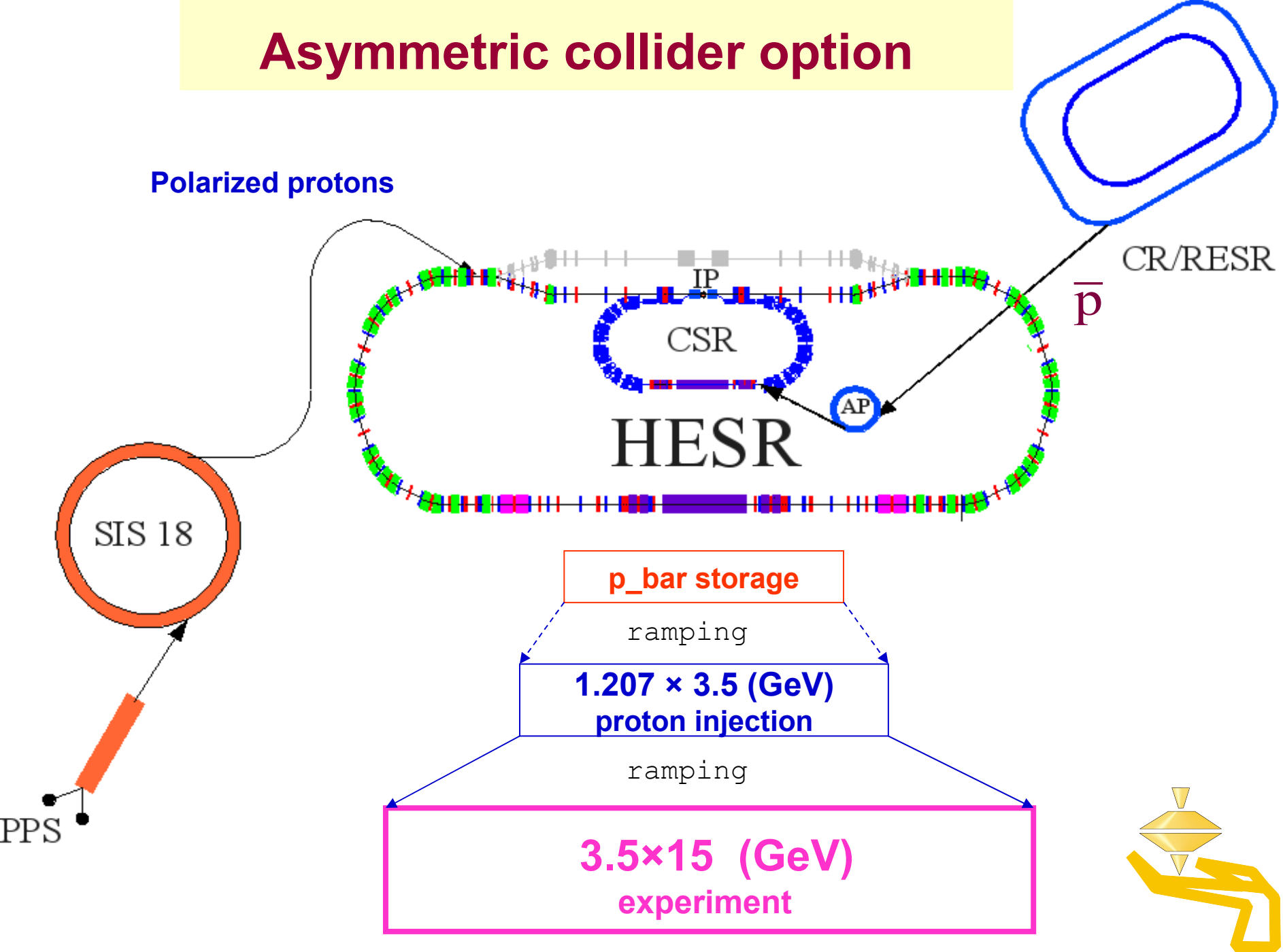
$$N_{\bar{P}} = 10^{11}$$



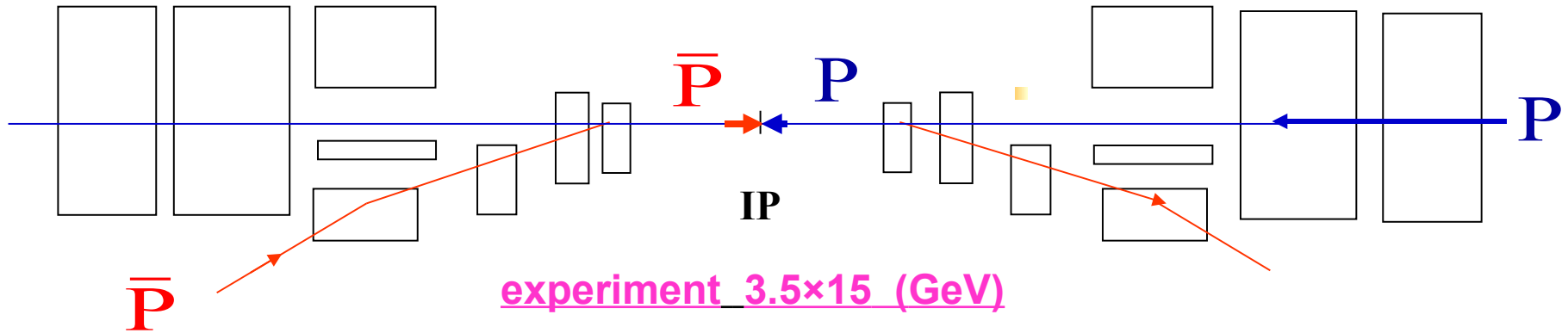
Asymmetric collider option



Asymmetric collider option



Sketch of the interaction area



(E = 1.207 GeV) at proton injection in HESR (E = 3.5 GeV)

- space-charge effect

$$\Delta v_p = \frac{N_p r_p R}{2\sqrt{2\pi} n_b \sigma_s \varepsilon_p \gamma (\gamma^2 - 1)} \leq 0.1$$

Limitations:

- instabilities in electron cooler:

$$N_b = 0.8 \cdot 10^{11}$$

- beam-beam effect

$$\xi_{\bar{p}} = \frac{N_p r_p}{4\pi n_{p,\bar{p}} \gamma_{\bar{p}} \varepsilon_p} = 0.1$$

Assumptions:

- $N_p = 10^{12}$
- $N_{\bar{p}} = 10^{11} \Leftrightarrow 10^{12}$
- $\sigma_s = \beta_y^* = 30 \text{ cm}$

$$n_b = 40 \text{ bunches.}$$

$$n_{\bar{b}} = 10 \text{ bunches.}$$

Asymmetric p-pbar collider parameters

$$N_p = 7 \times 10^{12}$$

$$N_{\bar{p}} = 10^{12}$$

$$N_{\bar{p}} = 3 \cdot 10^{11}$$

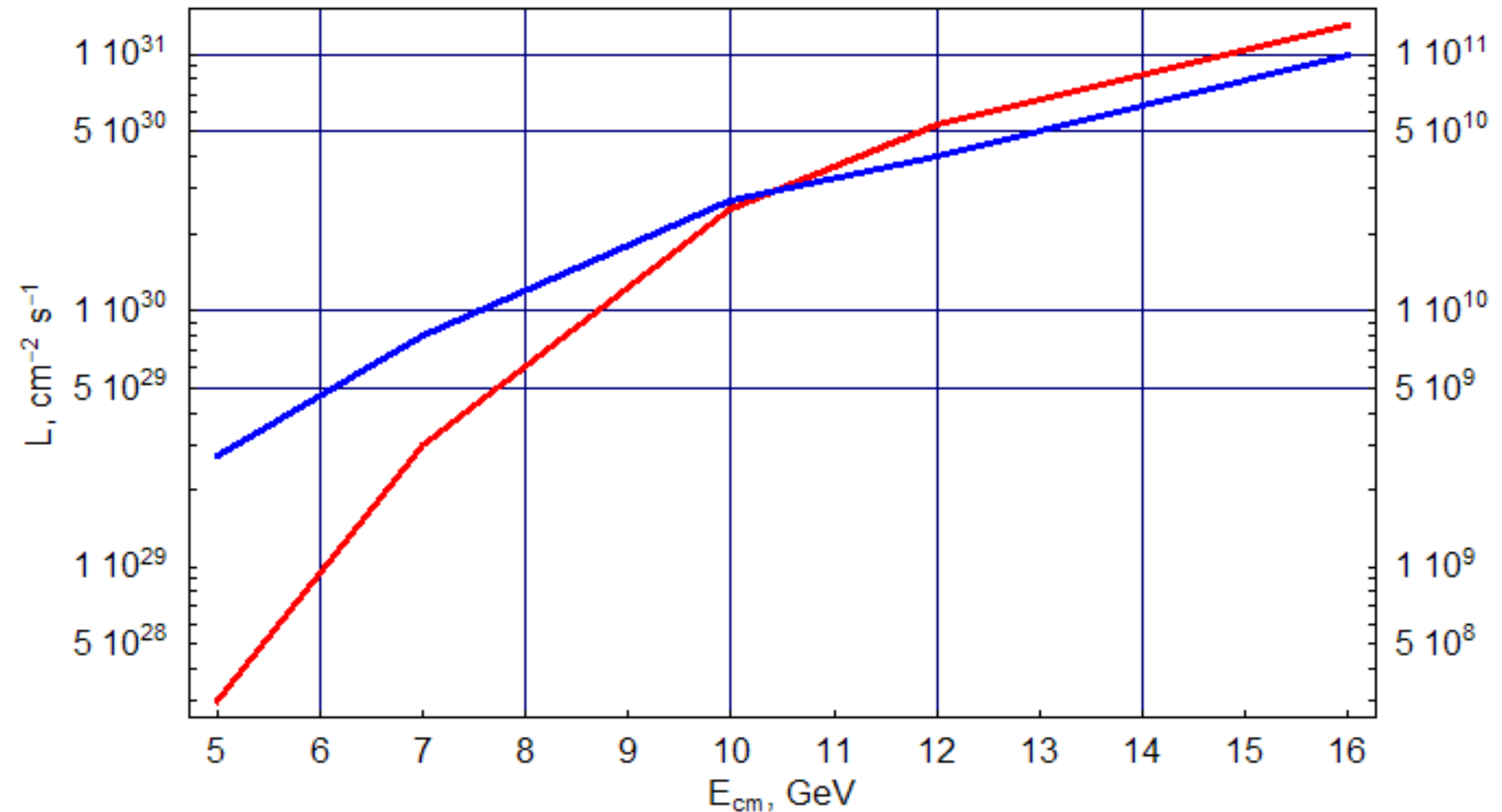
$$N_{\bar{p}} = 10^{11}$$

Ring circumferences,	l_1 / l_2	536 / 134	m
Beam energies	E_p / E_{p_bar}	15 / 3.5	GeV
Total number of antiprotons,	$N_{\bar{p}}$	0.1 / 0.3 / 1	10^{12}
Total number of protons,	N_p	1 / 1 / 1	10^{12}
Number of bunches per beam,	n_b	40 / 10	
Proton beam emittance,	ϵ_p	20 / 20 / 20	10^{-6} cm · rad.
Antiproton beam emittance,	$\epsilon_{\bar{p}}$	4.5 / 14 / 45	10^{-6} cm · rad
Space charge tune shift,	$\Delta\nu_{\bar{p}}$	0.1 / 0.1 / 0.1	
Beam-beam parameter,	$\xi_{\bar{p}}$	0.03 / 0.03 / 0.03	
Luminosity	L_{max}	0.8 / 1.8 / 3.0	10^{31} cm ⁻² · s ⁻¹

Luminosity vs. c.m. energy

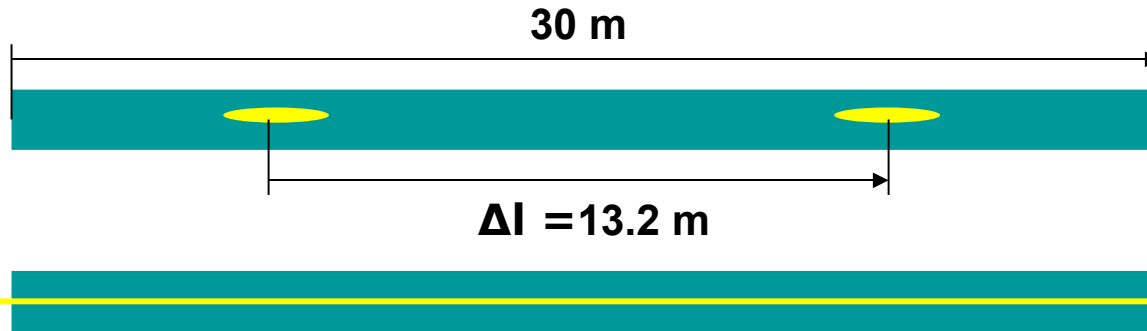
(asymmetric option)

$$N_p = 7 \times 10^{12}$$

$$N_{\bar{p}}$$


Asymmetric p-pbar collider with coasting beams

$$\sigma_s = 30 \text{ cm}$$



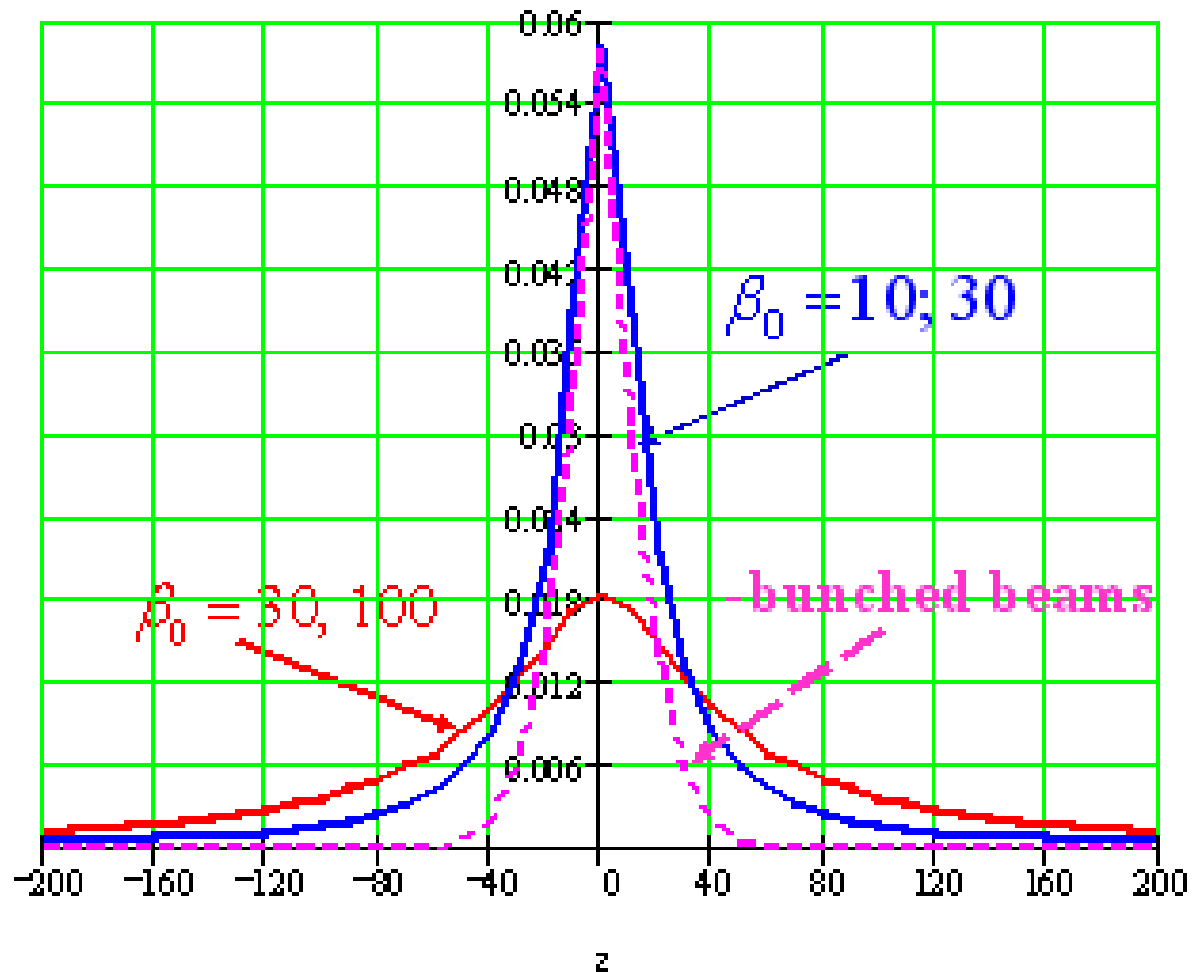
- IBS increment is weak ($\sigma_s / \Delta l$)
- Limit beam emittance smaller
- Space charge
- Beam-beam
- Length of the IR ($l \gg \beta^*$)

$$\Delta v_{1,2} = \frac{N_{1,2} r_p}{4\pi \epsilon_{1,2} \gamma (\gamma^2 - 1)} \leq 0.1$$

$$\xi_{1,2} = \frac{N_{2,1} r_p (1 + \beta_1 \beta_2) I}{8\pi^2 \gamma_{1,2} \beta_{1,2}^2 \epsilon_{2,1} R_{2,1}} = 0.03$$

$$L2 := \frac{N_1 \cdot N_2 \cdot c \cdot (\beta_1 + \beta_2)}{4 \cdot \pi^2 \cdot R_1 \cdot R_2} \cdot \frac{1}{\pi \cdot (\epsilon_1 + \epsilon_2)} \cdot \text{atan} \left(\frac{l}{2 \cdot \beta_0} \right)$$

Longitudinal distribution of the luminosity (coasting beams)



Asymmetric p-pbar collider parameters (coasting beams)

$$N_P = 7 \times 10^{12}$$

$$N_{\bar{P}} = 10^{12}$$

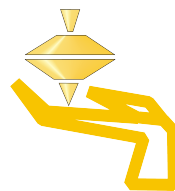
$$N_{\bar{P}} = 3 \cdot 10^{11}$$

$$N_{\bar{P}} = 10^{11}$$

Ring circumferences,	l_1 / l_2	536 / 134	m
Beam energies	E_P / E_{P_bar}	15 / 3.5	GeV
Total number of antiprotons,	N_P	0.1 / 0.3 / 1	10^{12}
Total number of protons,	$N_{\bar{P}}$	7 / 7 / 7	10^{12}
Proton beam emittance,	ϵ_P	2.5 / 2.5 / 2.5	10^{-6} cm · rad.
Antiproton beam emittance,	$\epsilon_{\bar{P}}$	0.25 / 0.75 / 2.5	10^{-6} cm · rad
Space charge tune shift,	$\Delta\nu_{\bar{P}}$	0.1 / 0.1 / 0.1	
Beam-beam parameter,	$\xi_{\bar{P}}$?	
Luminosity	$L_{max} (l=2m)$	5 / 5 / 5	10^{31} cm ⁻² · s ⁻¹

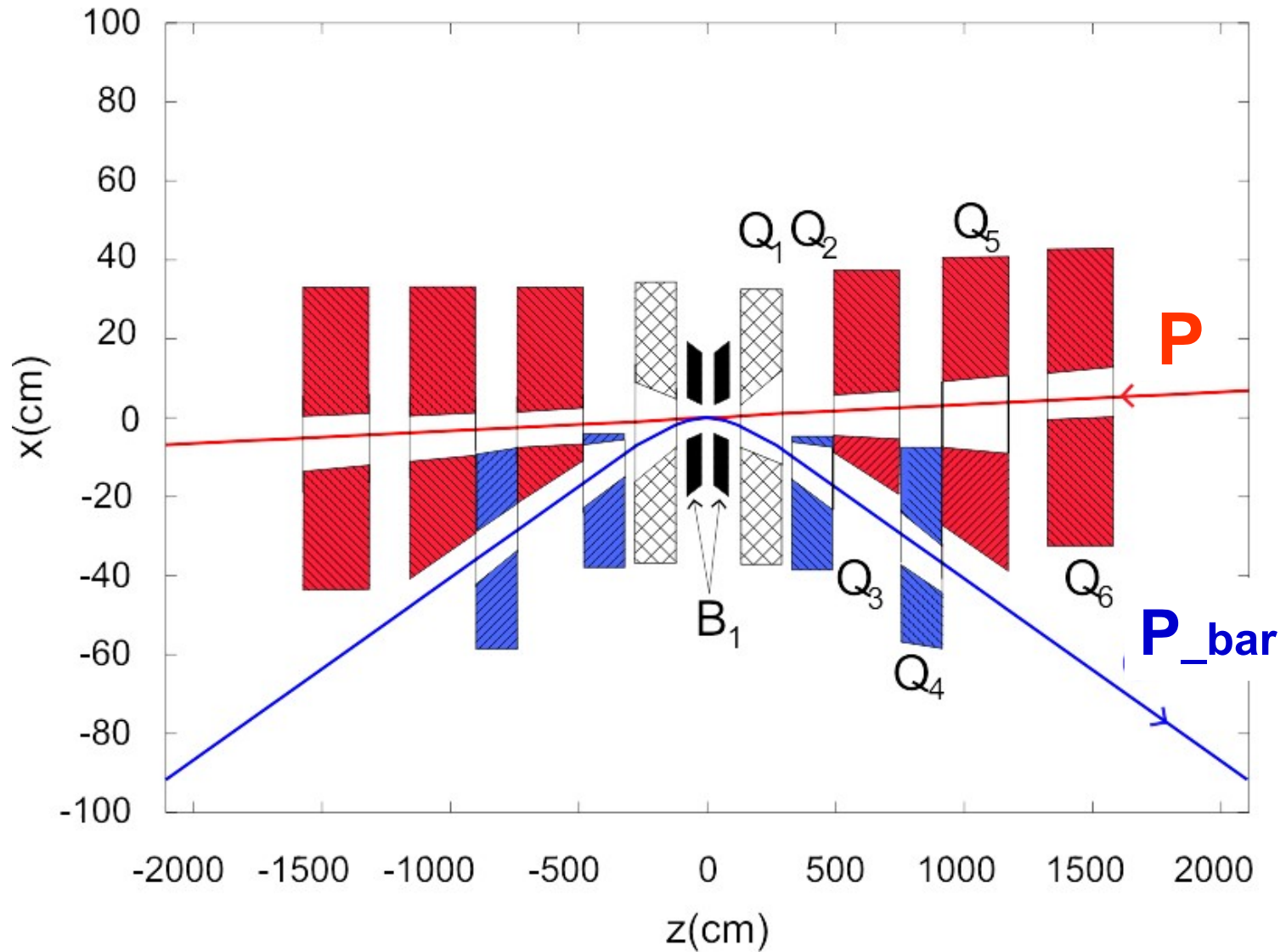
Conclusion

- ◆ *conceptual study of polarized p-p_{bar} collider options at HESR is done*
- ◆ *the collider can achieved luminosity $5 \cdot 10^{31} \text{ cm}^{-2} \cdot \text{s}^{-1}$ in symmetric and asymmetric options*
- ◆ *symmetric collider can cover energy range 10 - 30 GeV*
- ◆ *polarized protons from PPS will be accelerated up to 3.5 GeV in SIS 18*
- ◆ *polarization of antiprotons is terra incognita today*
- ◆ *proper study of the p_{bar} filtering can be done at NESR before construction of an antiproton polarizer*



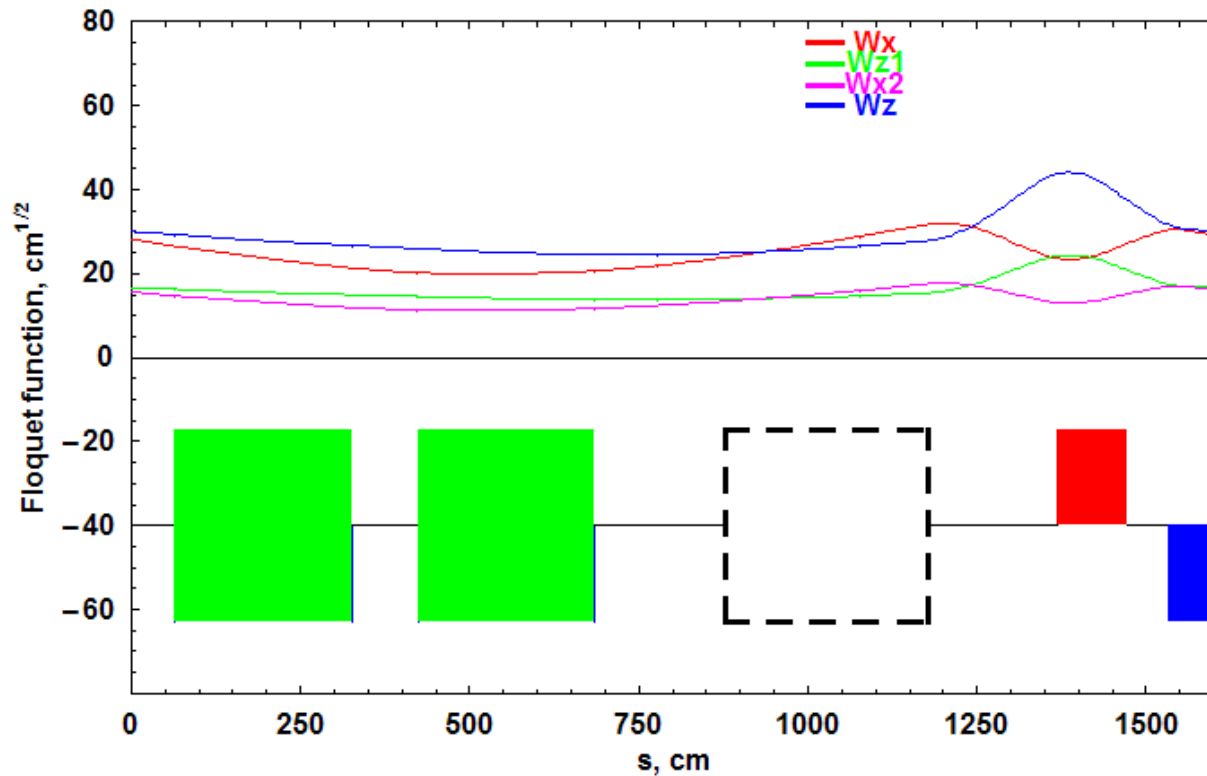
Sketch of the interaction area

($\beta^* = 10$ cm)



Polarized proton acceleration at SIS-18

1) Partial Siberian snake (pulse solenoid against resonances $\nu = k$)



- Q-jump on linear intrinsic resonance $\nu = Q_z = 3.28$

P_bar polarization study ?

$$d\sigma_{P\bar{P}} = d\sigma_0(\theta, E) + \zeta_P^p \zeta_P^{\bar{p}} d\sigma_1(\theta, E) + \zeta_{\perp}^p \zeta_{\perp}^{\bar{p}} d\sigma_2(\theta, E)$$

$$d\sigma_0 : d\sigma_1 : d\sigma_2$$

$$T_{\text{kin}} = 20 - 500 \text{ MeV}$$

